



Lumera — Speicherstadt, Hamburg, Germany

# L U M E R A




# Lumera

high pressure die-cast aluminium with cooling fins · toughened glass  
 aluminium mounting bracket with tilt angle indication scale from -45°  
 to 90° · loop in-and-out · Selux Graphite or special finish

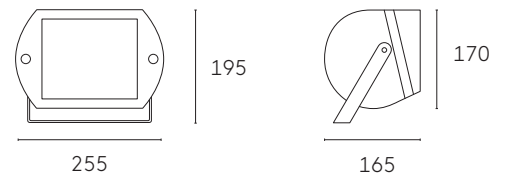
mirror optics rotation symmetrical narrow, medium, wide or linear hori-  
 zontal wide beam



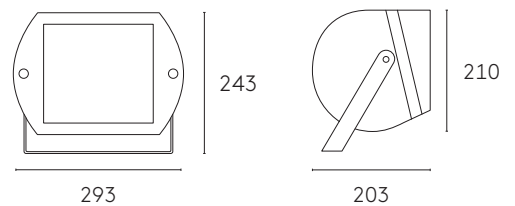
**Lumera 200**



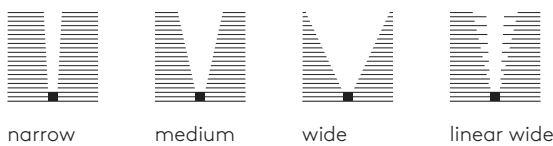
**Lumera 250**



**Lumera 300**



Lumera 200 · 250 · 300



**HID**

- Lumera 200 20-35W
- Lumera 250 35-70W
- Lumera 300 35-70W

colours → sleeve

See our website for HID (e.g. HIT, CPO, HST) power

IP66 IK07-IK08   

## Lumera LED

high pressure die-cast aluminium with cooling fins · toughened glass · aluminium mounting bracket with tilt angle indication scale from -45° to 90° · loop in-and-out · Selux Graphite or special finish

optics rotation symmetrical narrow, medium, wide, linear horizontal or linear vertical beam



### Lumera 200 LED



narrow      medium      wide      linear wide

**LED**

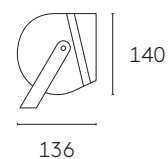
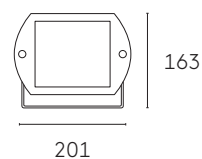
3250 or 4000K

LED controls → p. 369 · colours → sleeve

See our website for updated LED power

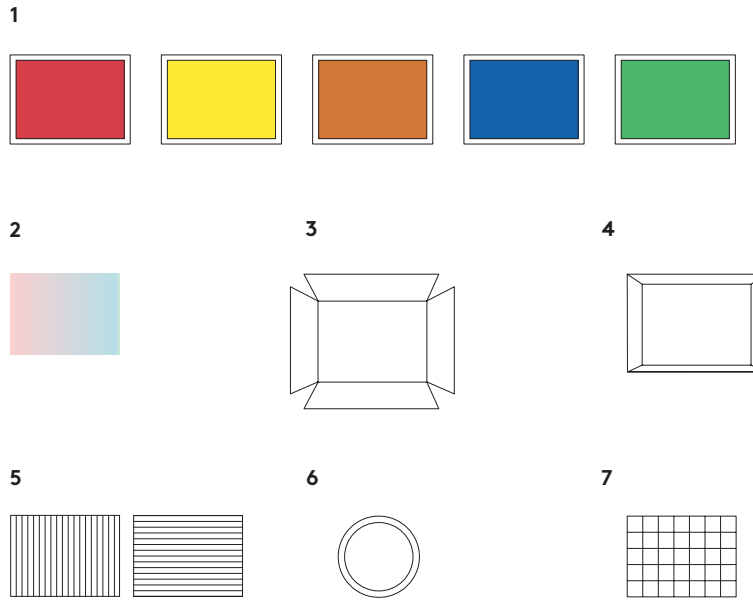
IP66 IK07–IK08   

**Lumera 200**

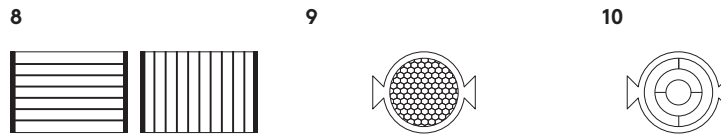


# Lumera Accessories

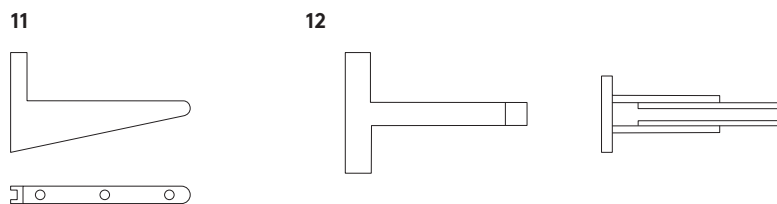
**outer mounted accessories**



**interior louvres for HID-lamp**



**pole- and wallbrackets**



- 1 – Glass filter with frame
- 2 – Dichroic filter
- 3 – Barn doors
- 4 – Cowl
- 5 – Corrugated glass
- 6 – Cannon

- 7 – Anti-vandalism grid
- 8 – 180° shielding horizontal/vertical
- 9 – Honeycomb grid
- 10 – Ring louvre
- 11 – Pole- and wallbracket
- 12 – Variable pole- and wallbracket

